

BACKGROUND NOTE: Each year WHO and UNICEF jointly review reports submitted by Member States regarding national immunization coverage, finalized survey reports as well as data from the published and grey literature. Based on these data, with due consideration to potential biases and the views of local experts, WHO and UNICEF attempt to distinguish between situations where the available empirical data accurately reflect immunization system performance and those where the data are likely to be compromised and present a misleading view of immunization coverage while jointly estimating the most likely coverage levels for each country.

WHO and UNICEF estimates are country-specific; that is to say, each country's data are reviewed individually, and data are not borrowed from other countries in the absence of data. Estimates are not based on ad hoc adjustments to reported data; in some instances empirical data are available from a single source, usually the nationally reported coverage data. In cases where no data are available for a given country/vaccine/year combination, data are considered from earlier and later years and interpolated to estimate coverage for the missing year(s). In cases where data sources are mixed and show large variation, an attempt is made to identify the most likely estimate with consideration of the possible biases in available data. For methods see:

*Burton et al. 2009. WHO and UNICEF estimates of national infant immunization coverage: methods and processes.

*Burton et al. 2012. A formal representation of the WHO and UNICEF estimates of national immunization coverage: a computational logic approach.

*Brown et al. 2013. An introduction to the grade of confidence used to characterize uncertainty around the WHO and UNICEF estimates of national immunization coverage.

DATA SOURCES.

ADMINISTRATIVE coverage: Reported by national authorities and based on aggregated administrative reports from health service providers on the number of vaccinations administered during a given period (numerator data) and reported target population data (denominator data). May be biased by inaccurate numerator and/or denominator data.

OFFICIAL coverage: Estimated coverage reported by national authorities that reflects their assessment of the most likely coverage based on any combination of administrative coverage, survey-based estimates or other data sources or adjustments. Approaches to determine OFFICIAL coverage may differ across countries.

SURVEY coverage: Based on estimated coverage from population-based household surveys among children aged 12-23 months or 24-35 months following a review of survey methods and results. Information is based on the combination of vaccination history from documented evidence or caregiver recall. Survey results are considered for the appropriate birth cohort based on the period of data collection.

ABBREVIATIONS

BCG: percentage of births who received one dose of Bacillus Calmette Guerin vaccine.

DTP1 / DTP3: percentage of surviving infants who received the 1st / 3rd dose, respectively, of diphtheria and tetanus toxoid with pertussis containing vaccine.

Pol3: percentage of surviving infants who received the 3rd dose of polio containing vaccine. May be either oral or inactivated polio vaccine.

IPV1: percentage of surviving infants who received at least one dose of inactivated polio vaccine. In countries utilizing an immunization schedule recommending either (i) a primary series of three doses of oral polio vaccine (OPV) plus at least one dose of IPV where OPV is included in routine

immunization and/or campaign or (ii) a sequential schedule of IPV followed by OPV, WHO and UNICEF estimates for IPV1 reflect coverage with at least one routine dose of IPV among infants <1 year of age among countries. For countries utilizing IPV containing vaccine use only, i.e., no recommended dose of OPV, the WHO and UNICEF estimate for IPV1 corresponds to coverage for the 1st dose of IPV.

Production of IPV coverage estimates, which begins in 2015, results in no change of the estimated coverage levels for the 3rd dose of polio (Pol3). For countries recommending routine immunization with a primary series of three doses of IPV alone, WHO and UNICEF estimated Pol3 coverage is equivalent to estimated coverage with three doses of IPV. For countries with a sequential schedule, estimated Pol3 coverage is based on that for the 3rd dose of polio vaccine regardless of vaccine type.

MCV1: percentage of surviving infants who received the 1st dose of measles containing vaccine. In countries where the national schedule recommends the 1st dose of MCV at 12 months or later based on the epidemiology of disease in the country, coverage estimates reflect the percentage of children who received the 1st dose of MCV as recommended.

MCV2: percentage of children who received the 2nd dose of measles containing vaccine according to the nationally recommended schedule.

RCV1: percentage of surviving infants who received the 1st dose of rubella containing vaccine. Coverage estimates are based on WHO and UNICEF estimates of coverage for the dose of measles containing vaccine that corresponds to the first measles-rubella combination vaccine. Nationally reported coverage of RCV is not taken into consideration nor are the data represented in the accompanying graph and data table.

HepBB: percentage of births which received a dose of hepatitis B vaccine within 24 hours of delivery. Estimates of hepatitis B birth dose coverage are produced only for countries with a universal birth dose policy. Estimates are not produced for countries that recommend a birth dose to infants born to HepB virus-infected mothers only or where there is insufficient information to determine whether vaccination is within 24 hours of birth.

HepB3: percentage of surviving infants who received the 3rd dose of hepatitis B containing vaccine following the birth dose.

Hib3: percentage of surviving infants who received the 3rd dose of Haemophilus influenzae type b containing vaccine.

RotaC: percentage of surviving infants who received the final recommended dose of rotavirus vaccine, which can be either the 2nd or the 3rd dose depending on the vaccine.

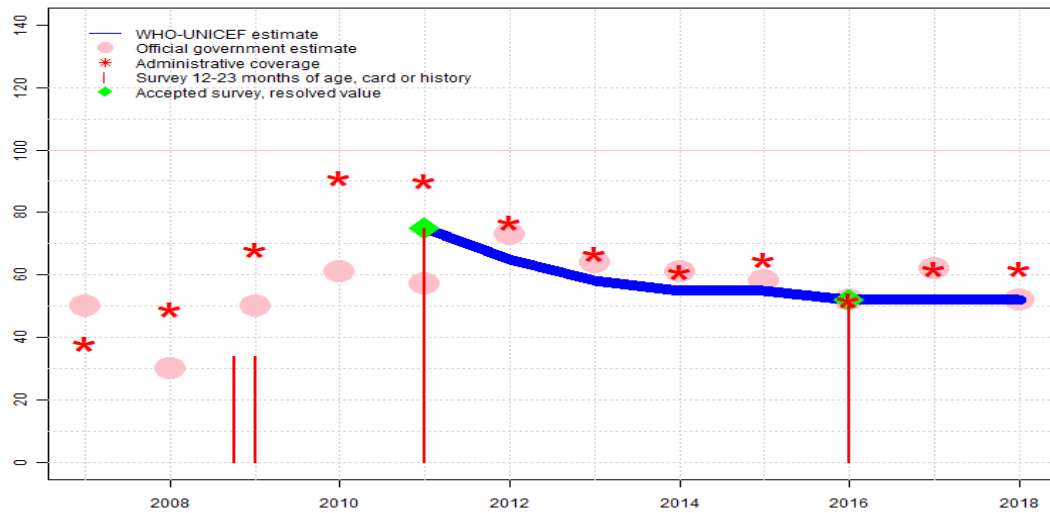
PcV3: percentage of surviving infants who received the 3rd dose of pneumococcal conjugate vaccine. In countries where the national schedule recommends two doses during infancy and a booster dose at 12 months or later based on the epidemiology of disease in the country, coverage estimates may reflect the percentage of surviving infants who received two doses of PcV prior to the 1st birthday.

YFV: percentage of surviving infants who received one dose of yellow fever vaccine in countries where YFV is part of the national immunization schedule for children or is recommended in at risk areas; coverage estimates are annualized for the entire cohort of surviving infants.

Disclaimer: All reasonable precautions have been taken by the World Health Organization and United Nations Children's Fund to verify the information contained in this publication. However, the published material is being distributed without warranty of any kind, either expressed or implied. The responsibility for the interpretation and use of the material lies with the reader. In no event shall the World Health Organization or United Nations Children's Fund be liable for damages arising from its use.

South Sudan - BCG

SSD - BCG



	2007	2008	2009	2010	2011	2012	2013	2014	2015	2016	2017	2018
Estimate	NA	NA	NA	NA	75	65	58	55	55	52	52	52
Estimate GoC	NA	NA	NA	NA	•	•	•	•	•	•••	•	•
Official	50	30	50	61	57	73	64	61	58	52	62	52
Administrative	38	49	68	91	90	77	67	61	65	52	62	62
Survey	NA	NA	*	NA	75	NA	NA	NA	NA	52	NA	NA

The WHO and UNICEF estimates of national immunization coverage (wuenic) are based on data and information that are of varying, and, in some instances, unknown quality. Beginning with the 2011 revision we describe the grade of confidence (GoC) we have in these estimates. As there is no underlying probability model upon which the estimates are based, we are unable to present classical measures of uncertainty, e.g., confidence intervals. Moreover, we have chosen not to make subjective estimates of plausibility/certainty ranges around the coverage. The GoC reflects the degree of empirical support upon which the estimates are based. It is not a judgment of the quality of data reported by national authorities.

- Estimate is supported by reported data [R+], coverage recalculated with an independent denominator from the World Population Prospects: 2017 revision from the UN Population Division (D+), and at least one supporting survey within 2 years [S+]. While well supported, the estimate still carries a risk of being wrong.
- Estimate is supported by at least one data source; [R+], [S+], or [D+]; and no data source, [R-], [D-], or [S-], challenges the estimate.
- There are no directly supporting data; or data from at least one source; [R-], [D-], [S-]; challenge the estimate.

In all cases these estimates should be used with caution and should be assessed in light of the objective for which they are being used.

Description:

2018: Estimate based on coverage reported by national government. Reported official coverage is based on the results of the 2017 EPI coverage survey. WHO and UNICEF encourage continued efforts to improve recording and monitoring while also increasing coverage. Estimate challenged by: D-

2017: Estimate based on interpolation between data reported by national government. Reported data excluded. Programme acknowledges challenges with recording and reporting. Reporting represents 80 percent completeness and may include campaign doses. Estimate of 52 percent changed from previous revision value of 47 percent. Estimate challenged by: D-

2016: Estimate based on coverage reported by national government supported by survey. Survey evidence of 52 percent based on 1 survey(s). As of 2016, the Republic of South Sudan is challenged by ongoing civil conflict in several states. Population displacements both internally and across international borders continues to be problematic with more than an estimated one million South Sudanese projected to be refugees in neighboring countries (UNHCR). Not surprisingly given the current situation, concerns continue with regards to quality of recording and monitoring, timeliness and completeness of data. Reported administrative coverage data reflect reporting from 80 percent of total expected district reports. Estimate of 52 percent changed from previous revision value of 37 percent. GoC=R+ S+ D+

2015: Reported data calibrated to 2011 and 2016 levels. Official government reported data reflects coverage derived from the DHIS2 system. Estimate of 55 percent changed from previous revision value of 43 percent. Estimate challenged by: D-R-

2014: Reported data calibrated to 2011 and 2016 levels. Estimate of 55 percent changed from previous revision value of 46 percent. Estimate challenged by: D-R-

2013: Reported data calibrated to 2011 and 2016 levels. Official government estimate based on immunization programme targets. Estimate of 58 percent changed from previous revision value of 52 percent. Estimate challenged by: D-R-S-

2012: Reported data calibrated to 2011 and 2016 levels. Official government estimate based on immunization programme targets. Estimate of 65 percent changed from previous revision value of 62 percent. Estimate challenged by: D-R-

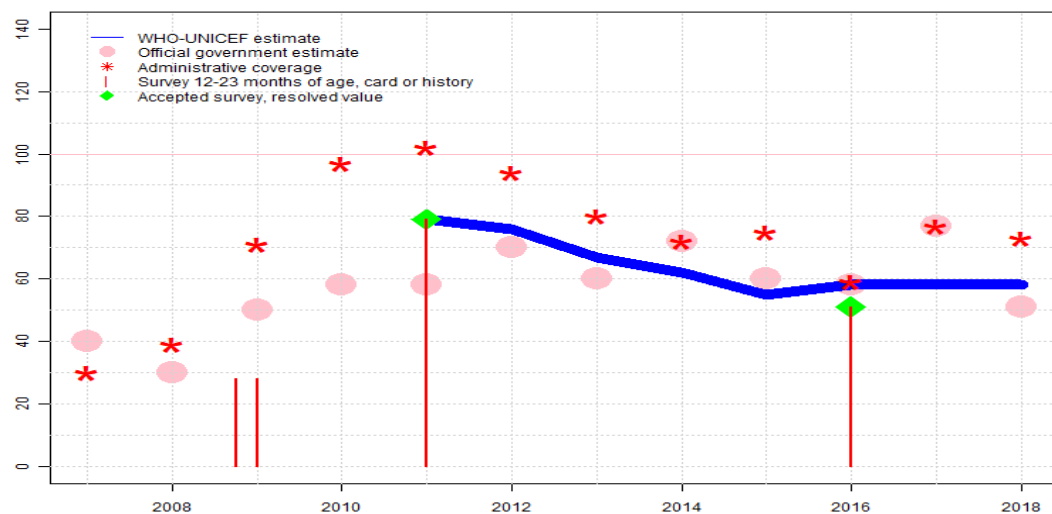
2011: Survey evidence does not support reported data. Estimate based on survey results. Survey evidence of 75 percent based on 1 survey(s). The Republic of South Sudan became an independent state, was admitted to the United Nations and became a WHO member state in July 2011. Access to health facilities is a problem in many parts of the country for five months out of the year. The official government estimates for 2011 are based on the number of children vaccinated (administrative reports) and the highest denominator possible as derived from the five birth cohorts reached in Polio SIAs. The resulting official estimate is much lower than the administrative estimates because of the marked differences in denominators used. Please note that the this method of official estimation of coverage in South Sudan was used because of the consistent under-estimation of the denominators derived from the 2008 housing and population census that were used in

South Sudan - BCG

earlier years.. Official government estimate based on immunization programme targets.
Estimate challenged by: D-R-

South Sudan - DTP1

SSD - DTP1



	2007	2008	2009	2010	2011	2012	2013	2014	2015	2016	2017	2018
Estimate	NA	NA	NA	NA	79	76	67	62	55	58	58	58
Estimate GoC	NA	NA	NA	NA	•	•	•	•	•	•••	•	•
Official	40	30	50	58	58	70	60	72	60	58	77	51
Administrative	30	39	71	97	102	94	80	72	75	59	77	73
Survey	NA	NA	*	NA	79	NA	NA	NA	NA	51	NA	NA

The WHO and UNICEF estimates of national immunization coverage (wuenic) are based on data and information that are of varying, and, in some instances, unknown quality. Beginning with the 2011 revision we describe the grade of confidence (GoC) we have in these estimates. As there is no underlying probability model upon which the estimates are based, we are unable to present classical measures of uncertainty, e.g., confidence intervals. Moreover, we have chosen not to make subjective estimates of plausibility/certainty ranges around the coverage. The GoC reflects the degree of empirical support upon which the estimates are based. It is not a judgment of the quality of data reported by national authorities.

- Estimate is supported by reported data [R+], coverage recalculated with an independent denominator from the World Population Prospects: 2017 revision from the UN Population Division (D+), and at least one supporting survey within 2 years [S+]. While well supported, the estimate still carries a risk of being wrong.
- Estimate is supported by at least one data source; [R+], [S+], or [D+]; and no data source, [R-], [D-], or [S-], challenges the estimate.
- There are no directly supporting data; or data from at least one source; [R-], [D-], [S-]; challenge the estimate.

In all cases these estimates should be used with caution and should be assessed in light of the objective for which they are being used.

Description:

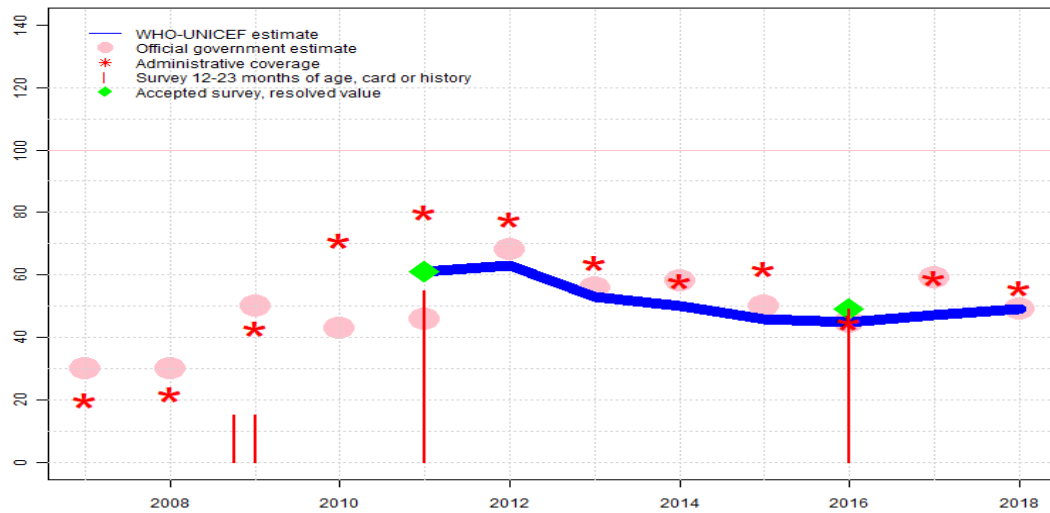
- 2018: Estimate based on extrapolation from data reported by national government. Reported data excluded due to sudden change in coverage from 77 level to 51 percent. Reported official coverage is based on the results of the 2017 EPI coverage survey. WHO and UNICEF encourage continued efforts to improve recording and monitoring while also increasing coverage. A review of reported number of doses administered between 2016 and 2018 suggests an increasing trend in spite of the decreasing trend in reported coverage. Estimate challenged by: D-
- 2017: Estimate based on extrapolation from data reported by national government. Reported data excluded. Programme acknowledges challenges with recording and reporting. Reporting represents 80 percent completeness and may includes campaign doses. Reported data excluded due to an increase from 58 percent to 77 percent with decrease 51 percent. Estimate of 58 percent changed from previous revision value of 35 percent. Estimate challenged by: D-
- 2016: Estimate based on coverage reported by national government supported by survey. Survey evidence of 51 percent based on 1 survey(s). As of 2016, the Republic of South Sudan is challenged by ongoing civil conflict in several states. Population displacements both internally and across international borders continues to be problematic with more than an estimated one million South Sudanese projected to be refugees in neighboring countries (UNHCR). Not surprisingly given the current situation, concerns continue with regards to quality of recording and monitoring, timeliness and completeness of data. Reported administrative coverage data reflect reporting from 80 percent of total expected district reports. Estimate of 58 percent changed from previous revision value of 35 percent. GoC=R+ S+ D+
- 2015: Reported data calibrated to 2011 and 2016 levels. Official government reported data reflects coverage derived from the DHIS2 system. Estimate of 55 percent changed from previous revision value of 37 percent. Estimate challenged by: D-R-
- 2014: Reported data calibrated to 2011 and 2016 levels. Estimate of 62 percent changed from previous revision value of 49 percent. Estimate challenged by: D-R-S-
- 2013: Reported data calibrated to 2011 and 2016 levels. . Official government estimate based on immunization programme targets. Estimate of 67 percent changed from previous revision value of 57 percent. Estimate challenged by: D-R-S-
- 2012: Reported data calibrated to 2011 and 2016 levels. . Official government estimate based on immunization programme targets. Estimate of 76 percent changed from previous revision value of 71 percent. Estimate challenged by: D-R-
- 2011: Survey evidence does not support reported data. Estimate based on survey results. Survey evidence of 79 percent based on 1 survey(s). The Republic of South Sudan became an independent state, was admitted to the United Nations and became a WHO member state in July 2011. Access to health facilities is a problem in many parts of the country for five months out of the year. The official government estimates for 2011 are based on the number of children vaccinated (administrative reports) and the highest denominator possible as derived from the five birth cohorts reached in Polio SIAs. The resulting

South Sudan - DTP1

official estimate is much lower than the administrative estimates because of the marked differences in denominators used. Please note that the this method of official estimation of coverage in South Sudan was used because of the consistent under-estimation of the denominators derived from the 2008 housing and population census that were used in earlier years.. Official government estimate based on immunization programme targets. Estimate challenged by: D-R-

South Sudan - DTP3

SSD - DTP3



	2007	2008	2009	2010	2011	2012	2013	2014	2015	2016	2017	2018
Estimate	NA	NA	NA	NA	61	63	53	50	46	45	47	49
Estimate GoC	NA	NA	NA	NA	•	•	•	•	•	•••	•	•
Official	30	30	50	43	46	68	56	58	50	45	59	49
Administrative	20	22	43	71	80	78	64	58	62	45	59	56
Survey	NA	NA	*	NA	55	NA	NA	NA	NA	49	NA	NA

The WHO and UNICEF estimates of national immunization coverage (wuenic) are based on data and information that are of varying, and, in some instances, unknown quality. Beginning with the 2011 revision we describe the grade of confidence (GoC) we have in these estimates. As there is no underlying probability model upon which the estimates are based, we are unable to present classical measures of uncertainty, e.g., confidence intervals. Moreover, we have chosen not to make subjective estimates of plausibility/certainty ranges around the coverage. The GoC reflects the degree of empirical support upon which the estimates are based. It is not a judgment of the quality of data reported by national authorities.

- Estimate is supported by reported data [R+], coverage recalculated with an independent denominator from the World Population Prospects: 2017 revision from the UN Population Division (D+), and at least one supporting survey within 2 years [S+]. While well supported, the estimate still carries a risk of being wrong.
- Estimate is supported by at least one data source; [R+], [S+], or [D+]; and no data source, [R-], [D-], or [S-], challenges the estimate.
- There are no directly supporting data; or data from at least one source; [R-], [D-], [S-]; challenge the estimate.

In all cases these estimates should be used with caution and should be assessed in light of the objective for which they are being used.

Description:

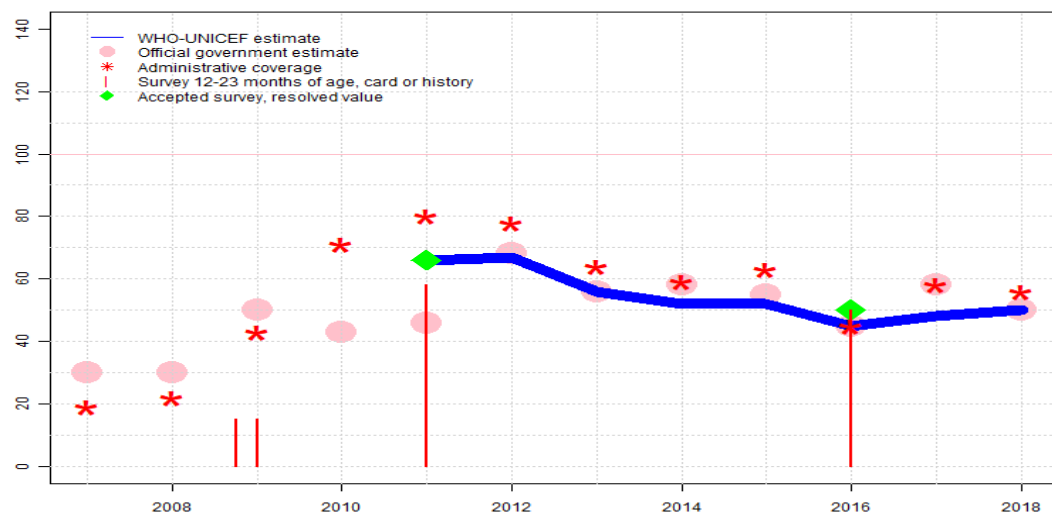
- 2018: Estimate based on coverage reported by national government. Reported official coverage is based on the results of the 2017 EPI coverage survey. WHO and UNICEF encourage continued efforts to improve recording and monitoring while also increasing coverage. Estimate challenged by: D-
- 2017: Estimate based on interpolation between data reported by national government. Reported data excluded. Programme acknowledges challenges with recording and reporting. Reporting represents 80 percent completeness and may include campaign doses. Estimate of 47 percent changed from previous revision value of 26 percent. Estimate challenged by: D-
- 2016: Estimate based on coverage reported by national government supported by survey. Survey evidence of 49 percent based on 1 survey(s). As of 2016, the Republic of South Sudan is challenged by ongoing civil conflict in several states. Population displacements both internally and across international borders continues to be problematic with more than an estimated one million South Sudanese projected to be refugees in neighboring countries (UNHCR). Not surprisingly given the current situation, concerns continue with regards to quality of recording and monitoring, timeliness and completeness of data. Reported administrative coverage data reflect reporting from 80 percent of total expected district reports. Estimate of 45 percent changed from previous revision value of 26 percent. GoC=R+ S+ D+
- 2015: Reported data calibrated to 2011 and 2016 levels. Official government reported data reflects coverage derived from the DHIS2 system. Estimate of 46 percent changed from previous revision value of 31 percent. Estimate challenged by: D-R-
- 2014: Reported data calibrated to 2011 and 2016 levels. Estimate of 50 percent changed from previous revision value of 39 percent. Estimate challenged by: D-R-
- 2013: Reported data calibrated to 2011 and 2016 levels. Official government estimate based on immunization programme targets. Estimate of 53 percent changed from previous revision value of 45 percent. Estimate challenged by: D-R-
- 2012: Reported data calibrated to 2011 and 2016 levels. Official government estimate based on immunization programme targets. Estimate of 63 percent changed from previous revision value of 59 percent. Estimate challenged by: D-R-
- 2011: Survey evidence does not support reported data. Estimate based on survey results. Survey evidence of 61 percent based on 1 survey(s). Republic of South Sudan EPI Coverage Survey 2011-2012 card or history results of 55 percent modified for recall bias to 61 percent based on 1st dose card or history coverage of 79 percent, 1st dose card only coverage of 31 percent and 3rd dose card only coverage of 24 percent. The Republic of South Sudan became an independent state, was admitted to the United Nations and became a WHO member state in July 2011. Access to health facilities is a problem in many parts of the country for five months out of the year. The official government estimates for 2011 are based on the number of children vaccinated (administrative reports) and the highest denominator possible as derived from the five birth cohorts reached in Polio SIAs. The resulting official estimate is much lower than the administrative estimates because of the

South Sudan - DTP3

marked differences in denominators used. Please note that the this method of official estimation of coverage in South Sudan was used because of the consistent under-estimation of the denominators derived from the 2008 housing and population census that were used in earlier years.. Official government estimate based on immunization programme targets. Estimate challenged by: D-R-

South Sudan - Pol3

SSD - Pol3



	2007	2008	2009	2010	2011	2012	2013	2014	2015	2016	2017	2018
Estimate	NA	NA	NA	NA	66	67	56	52	52	45	48	50
Estimate GoC	NA	NA	NA	NA	●	●	●	●	●	●●●	●	●
Official	30	30	50	43	46	68	56	58	55	45	58	50
Administrative	19	22	43	71	80	78	64	59	63	45	58	56
Survey	NA	NA	*	NA	58	NA	NA	NA	NA	50	NA	NA

The WHO and UNICEF estimates of national immunization coverage (wuenic) are based on data and information that are of varying, and, in some instances, unknown quality. Beginning with the 2011 revision we describe the grade of confidence (GoC) we have in these estimates. As there is no underlying probability model upon which the estimates are based, we are unable to present classical measures of uncertainty, e.g., confidence intervals. Moreover, we have chosen not to make subjective estimates of plausibility/certainty ranges around the coverage. The GoC reflects the degree of empirical support upon which the estimates are based. It is not a judgment of the quality of data reported by national authorities.

- Estimate is supported by reported data [R+], coverage recalculated with an independent denominator from the World Population Prospects: 2017 revision from the UN Population Division (D+), and at least one supporting survey within 2 years [S+]. While well supported, the estimate still carries a risk of being wrong.
- Estimate is supported by at least one data source; [R+], [S+], or [D+]; and no data source, [R-], [D-], or [S-], challenges the estimate.
- There are no directly supporting data; or data from at least one source; [R-], [D-], [S-]; challenge the estimate.

In all cases these estimates should be used with caution and should be assessed in light of the objective for which they are being used.

Description:

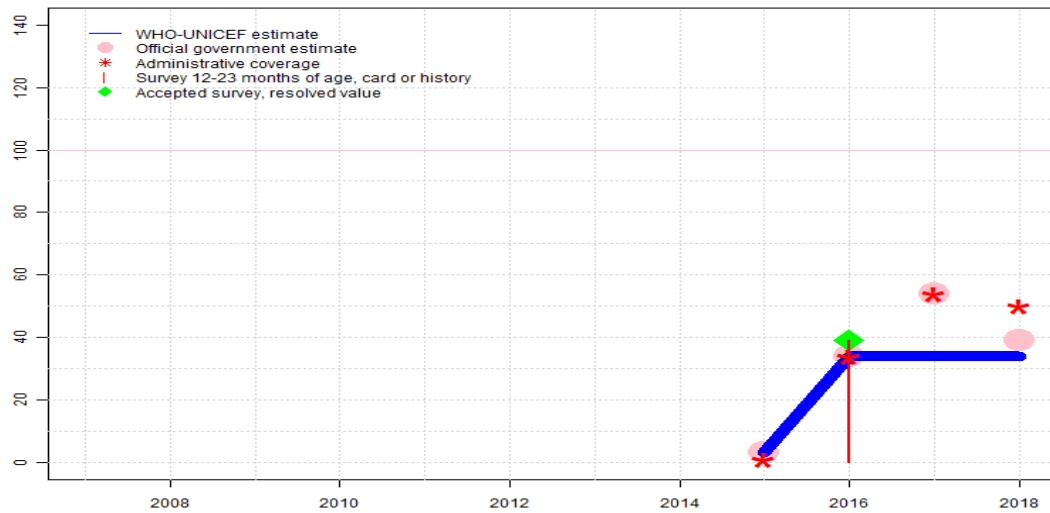
- 2018: Estimate based on coverage reported by national government. Reported official coverage is based on the results of the 2017 EPI coverage survey. WHO and UNICEF encourage continued efforts to improve recording and monitoring while also increasing coverage. Estimate challenged by: D-
- 2017: Estimate based on interpolation between data reported by national government. Reported data excluded. Programme acknowledges challenges with recording and reporting. Reporting represents 80 percent completeness and may include campaign doses. Estimate of 48 percent changed from previous revision value of 31 percent. Estimate challenged by: D-
- 2016: Estimate based on coverage reported by national government supported by survey. Survey evidence of 50 percent based on 1 survey(s). As of 2016, the Republic of South Sudan is challenged by ongoing civil conflict in several states. Population displacements both internally and across international borders continues to be problematic with more than an estimated one million South Sudanese projected to be refugees in neighboring countries (UNHCR). Not surprisingly given the current situation, concerns continue with regards to quality of recording and monitoring, timeliness and completeness of data. Reported administrative coverage data reflect reporting from 80 percent of total expected district reports. Estimate of 45 percent changed from previous revision value of 31 percent. GoC=R+ S+ D+
- 2015: Reported data calibrated to 2011 and 2016 levels. Official government reported data reflects coverage derived from the DHIS2 system. Estimate of 52 percent changed from previous revision value of 41 percent. Estimate challenged by: D-R-
- 2014: Reported data calibrated to 2011 and 2016 levels. Estimate of 52 percent changed from previous revision value of 44 percent. Estimate challenged by: D-R-
- 2013: Reported data calibrated to 2011 and 2016 levels. Official government estimate based on immunization programme targets. Estimate of 56 percent changed from previous revision value of 50 percent. Estimate challenged by: D-R-
- 2012: Reported data calibrated to 2011 and 2016 levels. Official government estimate based on immunization programme targets. Estimate of 67 percent changed from previous revision value of 64 percent. Estimate challenged by: D-R-
- 2011: Survey evidence does not support reported data. Estimate based on survey results. Survey evidence of 66 percent based on 1 survey(s). Republic of South Sudan EPI Coverage Survey 2011-2012 card or history results of 58 percent modified for recall bias to 66 percent based on 1st dose card or history coverage of 80 percent, 1st dose card only coverage of 29 percent and 3rd dose card only coverage of 24 percent. The Republic of South Sudan became an independent state, was admitted to the United Nations and became a WHO member state in July 2011. Access to health facilities is a problem in many parts of the country for five months out of the year. The official government estimates for 2011 are based on the number of children vaccinated (administrative reports) and the highest denominator possible as derived from the five birth cohorts reached in Polio SIAs. The resulting official estimate is much lower than the administrative estimates because of the

South Sudan - Pol3

marked differences in denominators used. Please note that the this method of official estimation of coverage in South Sudan was used because of the consistent under-estimation of the denominators derived from the 2008 housing and population census that were used in earlier years.. Official government estimate based on immunization programme targets. Estimate challenged by: D-R-

South Sudan - IPV1

SSD - IPV1



	2007	2008	2009	2010	2011	2012	2013	2014	2015	2016	2017	2018
Estimate	NA	NA	NA	NA	NA	NA	NA	NA	3	34	34	34
Estimate GoC	NA	NA	NA	NA	NA	NA	NA	NA	•	•••	•	•
Official	NA	NA	NA	NA	NA	NA	NA	NA	3	34	54	39
Administrative	NA	NA	NA	NA	NA	NA	NA	NA	1	34	54	50
Survey	NA	NA	NA	NA	NA	NA	NA	NA	NA	39	NA	NA

The WHO and UNICEF estimates of national immunization coverage (wuenic) are based on data and information that are of varying, and, in some instances, unknown quality. Beginning with the 2011 revision we describe the grade of confidence (GoC) we have in these estimates. As there is no underlying probability model upon which the estimates are based, we are unable to present classical measures of uncertainty, e.g., confidence intervals. Moreover, we have chosen not to make subjective estimates of plausibility/certainty ranges around the coverage. The GoC reflects the degree of empirical support upon which the estimates are based. It is not a judgment of the quality of data reported by national authorities.

- Estimate is supported by reported data [R+], coverage recalculated with an independent denominator from the World Population Prospects: 2017 revision from the UN Population Division (D+), and at least one supporting survey within 2 years [S+]. While well supported, the estimate still carries a risk of being wrong.
- Estimate is supported by at least one data source; [R+], [S+], or [D+]; and no data source, [R-], [D-], or [S-], challenges the estimate.
- There are no directly supporting data; or data from at least one source; [R-], [D-], [S-]; challenge the estimate.

In all cases these estimates should be used with caution and should be assessed in light of the objective for which they are being used.

Description:

Estimates for a dose of inactivated polio vaccine (IPV) begin in 2015 following the Global Polio Eradication Initiative's Polio Eradication and Endgame Strategic Plan: 2013-2018 which recommended at least one full dose or two fractional doses of IPV into routine immunization schedules as a strategy to mitigate the potential consequences should any re-emergence of type 2 poliovirus occur following the planned withdrawal of Sabin type 2 strains from oral polio vaccine (OPV).

2018: Estimate based on extrapolation from data reported by national government. Reported data excluded due to sudden change in coverage from 54 level to 39 percent. Reported official coverage is based on the results of the 2017 EPI coverage survey. WHO and UNICEF encourage continued efforts to improve recording and monitoring while also increasing coverage. Estimate challenged by: D-

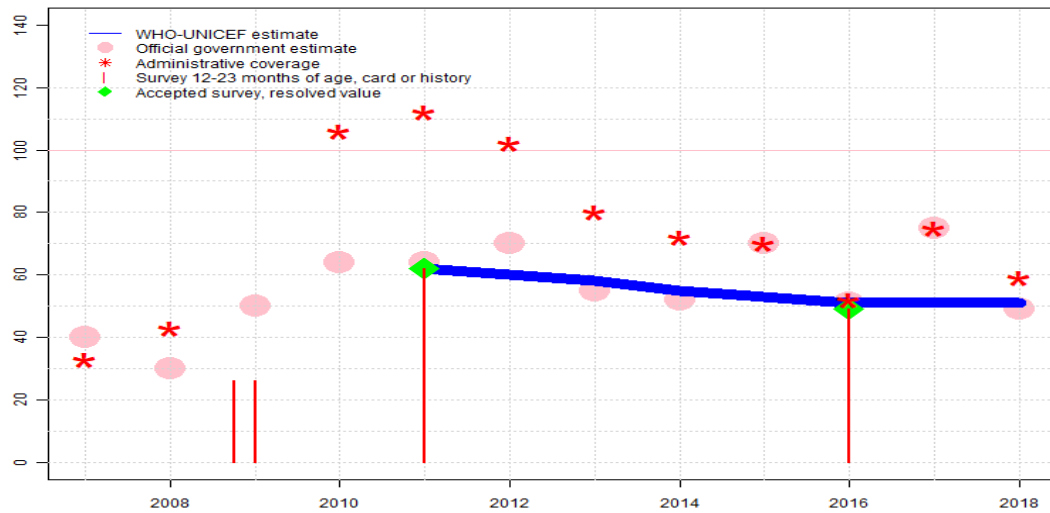
2017: Estimate based on extrapolation from data reported by national government. Reported data excluded. Programme acknowledges challenges with recording and reporting. Reporting represents 80 percent completeness and may includes campaign doses. Reported data excluded due to an increase from 34 percent to 54 percent with decrease 39 percent. Estimate challenged by: D-

2016: Estimate based on coverage reported by national government supported by survey. Survey evidence of 39 percent based on 1 survey(s). As of 2016, the Republic of South Sudan is challenged by ongoing civil conflict in several states. Population displacements both internally and across international borders continues to be problematic with more than an estimated one million South Sudanese projected to be refugees in neighboring countries (UNHCR). Not surprisingly given the current situation, concerns continue with regards to quality of recording and monitoring, timeliness and completeness of data. Reported administrative coverage data reflect reporting from 80 percent of total expected district reports. Estimate of 34 percent changed from previous revision value of 26 percent. GoC=R+ S+ D+

2015: Estimate based on reported data. Official government reported data reflects coverage derived from the DHIS2 system. Inactivated polio vaccine during December 2015. GoC=Assigned by working group. GoC assigned to maintain consistency across vaccines.

South Sudan - MCV1

SSD - MCV1



	2007	2008	2009	2010	2011	2012	2013	2014	2015	2016	2017	2018
Estimate	NA	NA	NA	NA	62	60	58	55	53	51	51	51
Estimate GoC	NA	NA	NA	NA	•	•	•	•	•	•••	•	•
Official	40	30	50	64	64	70	55	52	70	51	75	49
Administrative	33	43	NA	106	112	102	80	72	70	52	75	59
Survey	NA	NA	*	NA	62	NA	NA	NA	NA	49	NA	NA

The WHO and UNICEF estimates of national immunization coverage (wuenic) are based on data and information that are of varying, and, in some instances, unknown quality. Beginning with the 2011 revision we describe the grade of confidence (GoC) we have in these estimates. As there is no underlying probability model upon which the estimates are based, we are unable to present classical measures of uncertainty, e.g., confidence intervals. Moreover, we have chosen not to make subjective estimates of plausibility/certainty ranges around the coverage. The GoC reflects the degree of empirical support upon which the estimates are based. It is not a judgment of the quality of data reported by national authorities.

- Estimate is supported by reported data [R+], coverage recalculated with an independent denominator from the World Population Prospects: 2017 revision from the UN Population Division (D+), and at least one supporting survey within 2 years [S+]. While well supported, the estimate still carries a risk of being wrong.
- Estimate is supported by at least one data source; [R+], [S+], or [D+]; and no data source, [R-], [D-], or [S-], challenges the estimate.
- There are no directly supporting data; or data from at least one source; [R-], [D-], [S-]; challenge the estimate.

In all cases these estimates should be used with caution and should be assessed in light of the objective for which they are being used.

Description:

2018: Estimate based on extrapolation from data reported by national government. Reported data excluded due to sudden change in coverage from 75 level to 49 percent. Reported official coverage is based on the results of the 2017 EPI coverage survey. WHO and UNICEF encourage continued efforts to improve recording and monitoring while also increasing coverage. Estimate challenged by: D-

2017: Estimate based on extrapolation from data reported by national government. Reported data excluded. Programme acknowledges challenges with recording and reporting. Reporting represents 80 percent completeness and may include campaign doses. Reported data excluded due to an increase from 51 percent to 75 percent with decrease 49 percent. Estimate of 51 percent changed from previous revision value of 20 percent. Estimate challenged by: D-

2016: Estimate based on coverage reported by national government supported by survey. Survey evidence of 49 percent based on 1 survey(s). As of 2016, the Republic of South Sudan is challenged by ongoing civil conflict in several states. Population displacements both internally and across international borders continues to be problematic with more than an estimated one million South Sudanese projected to be refugees in neighboring countries (UNHCR). Not surprisingly given the current situation, concerns continue with regards to quality of recording and monitoring, timeliness and completeness of data. Reported administrative coverage data reflect reporting from 80 percent of total expected district reports. Estimate is based on prior year estimate in spite of reported declines in coverage and reported number of children vaccinated. Estimate of 51 percent changed from previous revision value of 20 percent. GoC=R+ S+ D+

2015: Estimate based on interpolation between 2011 and 2016 levels. During the period 2011-2015, programme reports conducting multiple measles campaigns and mop-up activities. Based on a review of reported numerator data, it is unclear whether any of this activity may be reflected in the RI data. Official government reported data reflects coverage derived from the DHIS2 system. Estimate of 53 percent changed from previous revision value of 20 percent. Estimate challenged by: D-R-

2014: Estimate based on interpolation between 2011 and 2016 levels. During the period 2011-2015, programme reports conducting multiple measles campaigns and mop-up activities. Based on a review of reported numerator data, it is unclear whether any of this activity may be reflected in the RI data. No explanation provided for adjusted coverage level. Estimate of 55 percent changed from previous revision value of 22 percent. Estimate challenged by: D-R-

2013: Estimate based on interpolation between 2011 and 2016 levels. During the period 2011-2015, programme reports conducting multiple measles campaigns and mop-up activities. Based on a review of reported numerator data, it is unclear whether any of this activity may be reflected in the RI data. Official government estimate based on immunization programme targets. Estimate of 58 percent changed from previous revision value of 30 percent. Estimate challenged by: D-R-

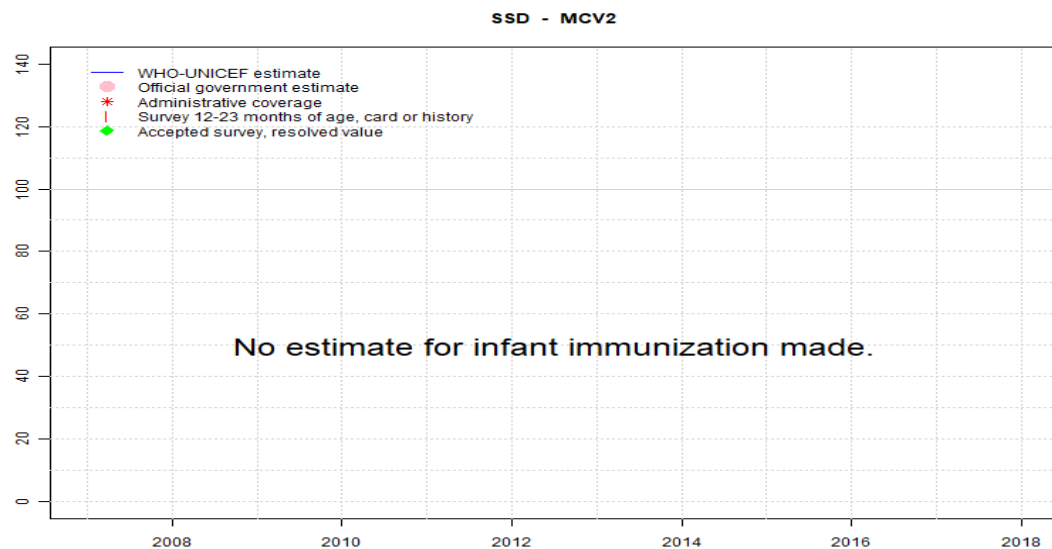
2012: Estimate based on interpolation between 2011 and 2016 levels. During the period 2011-

South Sudan - MCV1

2015, programme reports conducting multiple measles campaigns and mop-up activities. Based on a review of reported numerator data, it is unclear whether any of this activity may be reflected in the RI data. . Official government estimate based on immunization programme targets. Estimate of 60 percent changed from previous revision value of 52 percent. Estimate challenged by: D-R-

2011: Survey evidence does not support reported data. Estimate based on survey results. Survey evidence of 62 percent based on 1 survey(s). The Republic of South Sudan became an independent state, was admitted to the United Nations and became a WHO member state in July 2011. Access to health facilities is a problem in many parts of the country for five months out of the year. The official government estimates for 2011 are based on the number of children vaccinated (administrative reports) and the highest denominator possible as derived from the five birth cohorts reached in Polio SIAs. The resulting official estimate is much lower than the administrative estimates because of the marked differences in denominators used. Please note that the this method of official estimation of coverage in South Sudan was used because of the consistent under-estimation of the denominators derived from the 2008 housing and population census that were used in earlier years.. Official government estimate based on immunization programme targets. Estimate challenged by: D-R-

South Sudan - MCV2



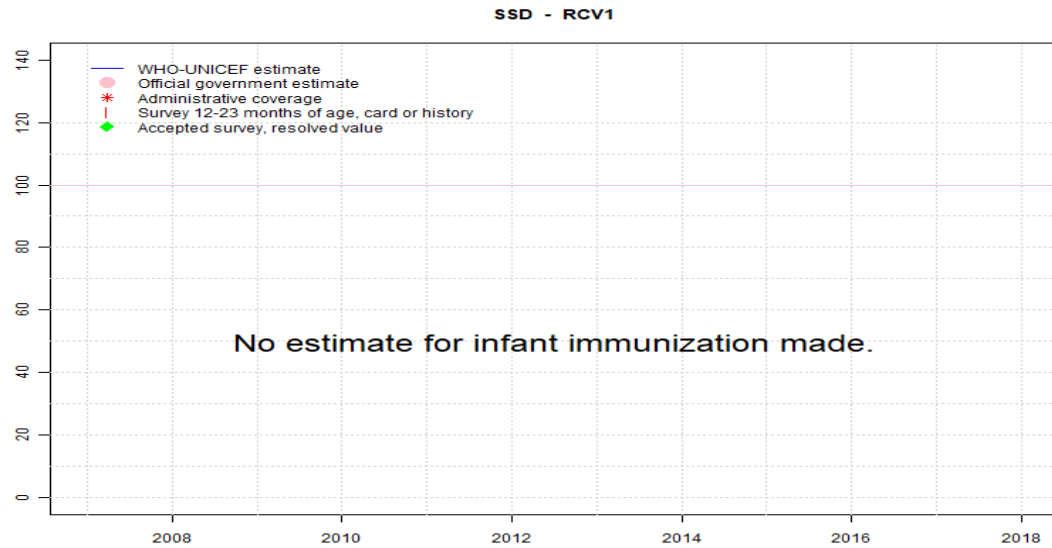
	2007	2008	2009	2010	2011	2012	2013	2014	2015	2016	2017	2018
Estimate	NA	NA	NA	NA	NA	NA	NA	NA	NA	NA	NA	NA
Estimate GoC	NA	NA	NA	NA	NA	NA	NA	NA	NA	NA	NA	NA
Official	NA	NA	NA	NA	NA	NA	NA	NA	NA	NA	NA	NA
Administrative	NA	NA	NA	NA	NA	NA	NA	NA	NA	NA	NA	NA
Survey	NA	NA	NA	NA	NA	NA	NA	NA	NA	NA	NA	NA

The WHO and UNICEF estimates of national immunization coverage (wuenic) are based on data and information that are of varying, and, in some instances, unknown quality. Beginning with the 2011 revision we describe the grade of confidence (GoC) we have in these estimates. As there is no underlying probability model upon which the estimates are based, we are unable to present classical measures of uncertainty, e.g., confidence intervals. Moreover, we have chosen not to make subjective estimates of plausibility/certainty ranges around the coverage. The GoC reflects the degree of empirical support upon which the estimates are based. It is not a judgment of the quality of data reported by national authorities.

- Estimate is supported by reported data [R+], coverage recalculated with an independent denominator from the World Population Prospects: 2017 revision from the UN Population Division (D+), and at least one supporting survey within 2 years [S+]. While well supported, the estimate still carries a risk of being wrong.
- Estimate is supported by at least one data source; [R+], [S+], or [D+]; and no data source, [R-], [D-], or [S-], challenges the estimate.
- There are no directly supporting data; or data from at least one source; [R-], [D-], [S-]; challenge the estimate.

In all cases these estimates should be used with caution and should be assessed in light of the objective for which they are being used.

South Sudan - RCV1



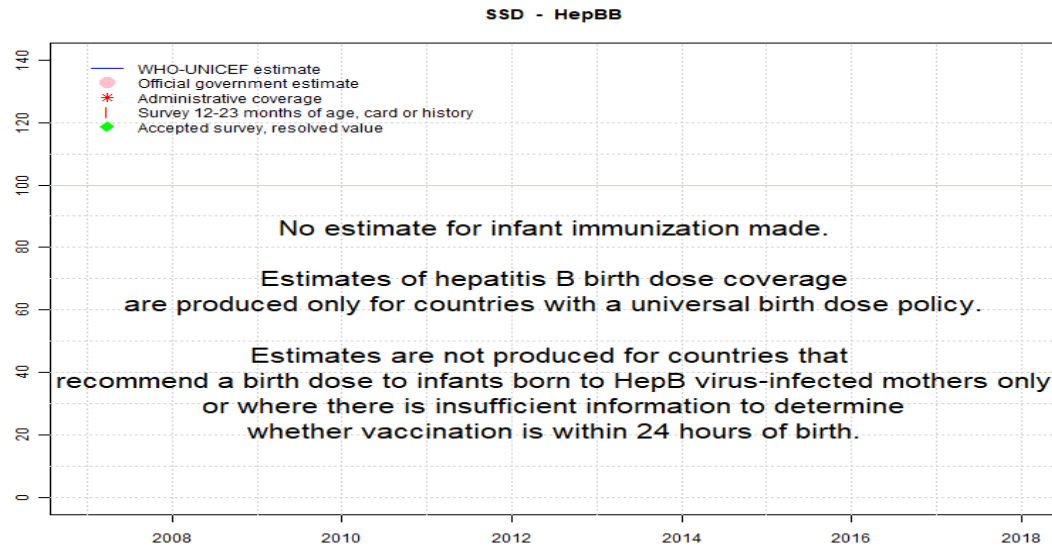
	2007	2008	2009	2010	2011	2012	2013	2014	2015	2016	2017	2018
Estimate	NA	NA	NA	NA	NA	NA	NA	NA	NA	NA	NA	NA
Estimate GoC	NA	NA	NA	NA	NA	NA	NA	NA	NA	NA	NA	NA
Official	NA	NA	NA	NA	NA	NA	NA	NA	NA	NA	NA	NA
Administrative	NA	NA	NA	NA	NA	NA	NA	NA	NA	NA	NA	NA
Survey	NA	NA	NA	NA	NA	NA	NA	NA	NA	NA	NA	NA

The WHO and UNICEF estimates of national immunization coverage (wuenic) are based on data and information that are of varying, and, in some instances, unknown quality. Beginning with the 2011 revision we describe the grade of confidence (GoC) we have in these estimates. As there is no underlying probability model upon which the estimates are based, we are unable to present classical measures of uncertainty, e.g., confidence intervals. Moreover, we have chosen not to make subjective estimates of plausibility/certainty ranges around the coverage. The GoC reflects the degree of empirical support upon which the estimates are based. It is not a judgment of the quality of data reported by national authorities.

- Estimate is supported by reported data [R+], coverage recalculated with an independent denominator from the World Population Prospects: 2017 revision from the UN Population Division (D+), and at least one supporting survey within 2 years [S+]. While well supported, the estimate still carries a risk of being wrong.
- Estimate is supported by at least one data source; [R+], [S+], or [D+]; and no data source, [R-], [D-], or [S-], challenges the estimate.
- There are no directly supporting data; or data from at least one source; [R-], [D-], [S-]; challenge the estimate.

In all cases these estimates should be used with caution and should be assessed in light of the objective for which they are being used.

South Sudan - HepBB



	2007	2008	2009	2010	2011	2012	2013	2014	2015	2016	2017	2018
Estimate	NA	NA	NA	NA	NA	NA	NA	NA	NA	NA	NA	NA
Estimate GoC	NA	NA	NA	NA	NA	NA	NA	NA	NA	NA	NA	NA
Official	NA	NA	NA	NA	NA	NA	NA	NA	NA	NA	NA	NA
Administrative	NA	NA	NA	NA	NA	NA	NA	NA	NA	NA	NA	NA
Survey	NA	NA	NA	NA	NA	NA	NA	NA	NA	NA	NA	NA

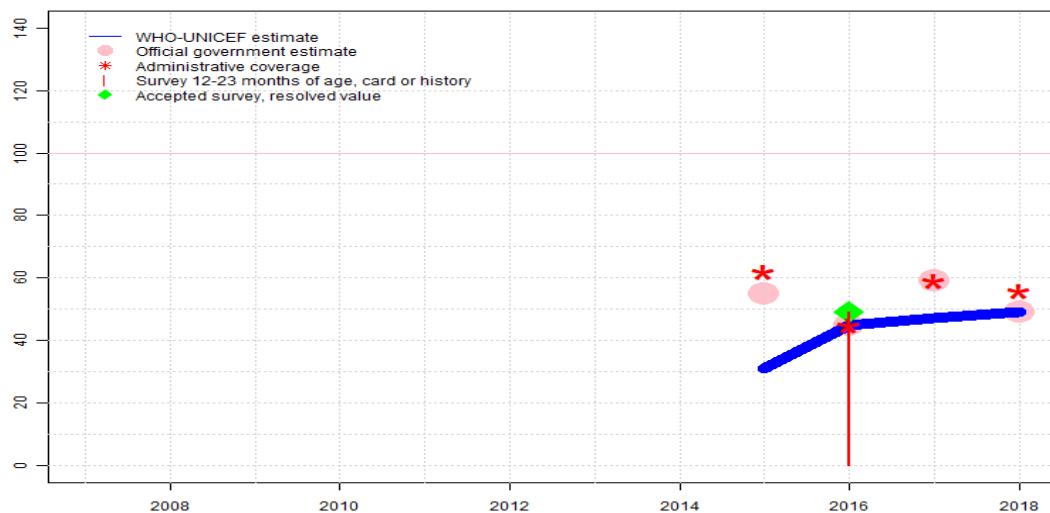
The WHO and UNICEF estimates of national immunization coverage (wuenic) are based on data and information that are of varying, and, in some instances, unknown quality. Beginning with the 2011 revision we describe the grade of confidence (GoC) we have in these estimates. As there is no underlying probability model upon which the estimates are based, we are unable to present classical measures of uncertainty, e.g., confidence intervals. Moreover, we have chosen not to make subjective estimates of plausibility/certainty ranges around the coverage. The GoC reflects the degree of empirical support upon which the estimates are based. It is not a judgment of the quality of data reported by national authorities.

- Estimate is supported by reported data [R+], coverage recalculated with an independent denominator from the World Population Prospects: 2017 revision from the UN Population Division (D+), and at least one supporting survey within 2 years [S+]. While well supported, the estimate still carries a risk of being wrong.
- Estimate is supported by at least one data source; [R+], [S+], or [D+]; and no data source, [R-], [D-], or [S-], challenges the estimate.
- There are no directly supporting data; or data from at least one source; [R-], [D-], [S-]; challenge the estimate.

In all cases these estimates should be used with caution and should be assessed in light of the objective for which they are being used.

South Sudan - HepB3

SSD - HepB3



	2007	2008	2009	2010	2011	2012	2013	2014	2015	2016	2017	2018
Estimate	NA	NA	NA	NA	NA	NA	NA	NA	31	45	47	49
Estimate GoC	NA	NA	NA	NA	NA	NA	NA	NA	•	•••	•	•
Official	NA	NA	NA	NA	NA	NA	NA	NA	55	45	59	49
Administrative	NA	NA	NA	NA	NA	NA	NA	NA	62	45	59	56
Survey	NA	NA	NA	NA	NA	NA	NA	NA	NA	49	NA	NA

The WHO and UNICEF estimates of national immunization coverage (wuenic) are based on data and information that are of varying, and, in some instances, unknown quality. Beginning with the 2011 revision we describe the grade of confidence (GoC) we have in these estimates. As there is no underlying probability model upon which the estimates are based, we are unable to present classical measures of uncertainty, e.g., confidence intervals. Moreover, we have chosen not to make subjective estimates of plausibility/certainty ranges around the coverage. The GoC reflects the degree of empirical support upon which the estimates are based. It is not a judgment of the quality of data reported by national authorities.

- Estimate is supported by reported data [R+], coverage recalculated with an independent denominator from the World Population Prospects: 2017 revision from the UN Population Division (D+), and at least one supporting survey within 2 years [S+]. While well supported, the estimate still carries a risk of being wrong.
- Estimate is supported by at least one data source; [R+], [S+], or [D+]; and no data source, [R-], [D-], or [S-], challenges the estimate.
- There are no directly supporting data; or data from at least one source; [R-], [D-], [S-]; challenge the estimate.

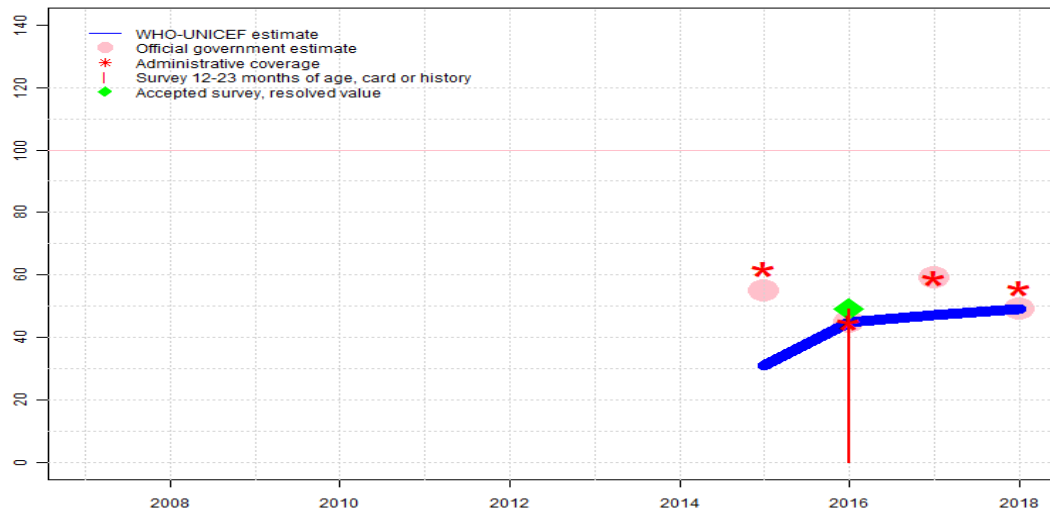
In all cases these estimates should be used with caution and should be assessed in light of the objective for which they are being used.

Description:

- 2018: Estimate based on coverage reported by national government. Reported official coverage is based on the results of the 2017 EPI coverage survey. WHO and UNICEF encourage continued efforts to improve recording and monitoring while also increasing coverage. Estimate challenged by: D-
- 2017: Estimate based on interpolation between data reported by national government. Reported data excluded. Programme acknowledges challenges with recording and reporting. Reporting represents 80 percent completeness and may include campaign doses. Estimate of 47 percent changed from previous revision value of 26 percent. Estimate challenged by: D-
- 2016: Estimate based on coverage reported by national government supported by survey. Survey evidence of 49 percent based on 1 survey(s). As of 2016, the Republic of South Sudan is challenged by ongoing civil conflict in several states. Population displacements both internally and across international borders continues to be problematic with more than an estimated one million South Sudanese projected to be refugees in neighboring countries (UNHCR). Not surprisingly given the current situation, concerns continue with regards to quality of recording and monitoring, timeliness and completeness of data. Reported administrative coverage data reflect reporting from 80 percent of total expected district reports. Estimate of 45 percent changed from previous revision value of 26 percent. GoC=R+ S+ D+
- 2015: DTP-HepB-Hib vaccine introduced in July 2014. Reporting began during 2015. Estimate based on DTP3 level. Official government reported data reflects coverage derived from the DHIS2 system. Estimate challenged by: D-R-S-

South Sudan - Hib3

SSD - Hib3



	2007	2008	2009	2010	2011	2012	2013	2014	2015	2016	2017	2018
Estimate	NA	NA	NA	NA	NA	NA	NA	NA	31	45	47	49
Estimate GoC	NA	NA	NA	NA	NA	NA	NA	NA	•	•••	•	•
Official	NA	NA	NA	NA	NA	NA	NA	NA	55	45	59	49
Administrative	NA	NA	NA	NA	NA	NA	NA	NA	62	45	59	56
Survey	NA	NA	NA	NA	NA	NA	NA	NA	NA	49	NA	NA

The WHO and UNICEF estimates of national immunization coverage (wuenic) are based on data and information that are of varying, and, in some instances, unknown quality. Beginning with the 2011 revision we describe the grade of confidence (GoC) we have in these estimates. As there is no underlying probability model upon which the estimates are based, we are unable to present classical measures of uncertainty, e.g., confidence intervals. Moreover, we have chosen not to make subjective estimates of plausibility/certainty ranges around the coverage. The GoC reflects the degree of empirical support upon which the estimates are based. It is not a judgment of the quality of data reported by national authorities.

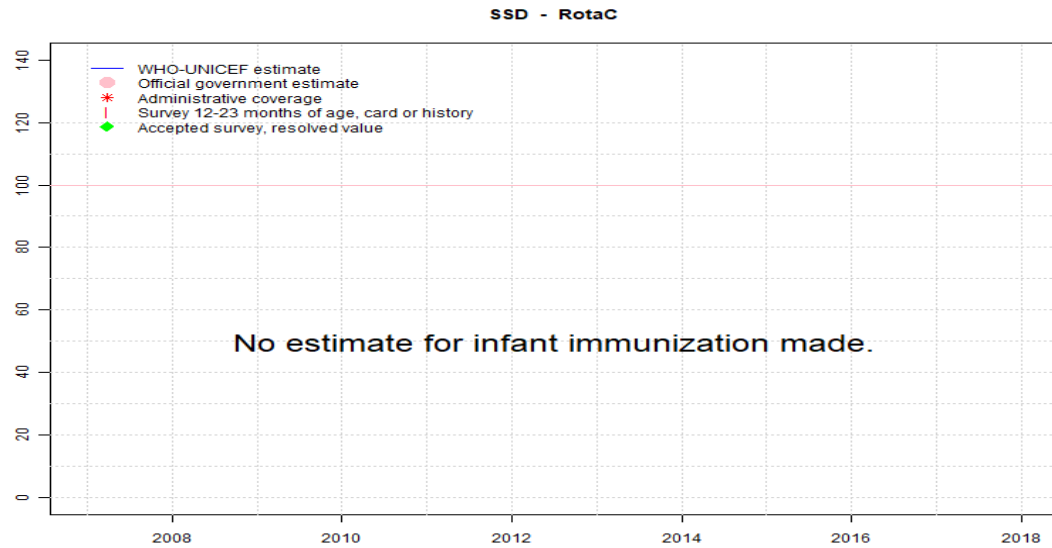
- Estimate is supported by reported data [R+], coverage recalculated with an independent denominator from the World Population Prospects: 2017 revision from the UN Population Division (D+), and at least one supporting survey within 2 years [S+]. While well supported, the estimate still carries a risk of being wrong.
- Estimate is supported by at least one data source; [R+], [S+], or [D+]; and no data source, [R-], [D-], or [S-], challenges the estimate.
- There are no directly supporting data; or data from at least one source; [R-], [D-], [S-]; challenge the estimate.

In all cases these estimates should be used with caution and should be assessed in light of the objective for which they are being used.

Description:

- 2018: Estimate based on coverage reported by national government. Reported official coverage is based on the results of the 2017 EPI coverage survey. WHO and UNICEF encourage continued efforts to improve recording and monitoring while also increasing coverage. Estimate challenged by: D-
- 2017: Estimate based on interpolation between data reported by national government. Reported data excluded. Programme acknowledges challenges with recording and reporting. Reporting represents 80 percent completeness and may include campaign doses. Estimate of 47 percent changed from previous revision value of 26 percent. Estimate challenged by: D-
- 2016: Estimate based on coverage reported by national government supported by survey. Survey evidence of 49 percent based on 1 survey(s). As of 2016, the Republic of South Sudan is challenged by ongoing civil conflict in several states. Population displacements both internally and across international borders continues to be problematic with more than an estimated one million South Sudanese projected to be refugees in neighboring countries (UNHCR). Not surprisingly given the current situation, concerns continue with regards to quality of recording and monitoring, timeliness and completeness of data. Reported administrative coverage data reflect reporting from 80 percent of total expected district reports. Estimate of 45 percent changed from previous revision value of 26 percent. GoC=R+ S+ D+
- 2015: DTP-HepB-Hib vaccine introduced in July 2014. Reporting began during 2015. Estimate based on DTP3 level. Official government reported data reflects coverage derived from the DHIS2 system. Estimate challenged by: D-R-S-

South Sudan - RotaC



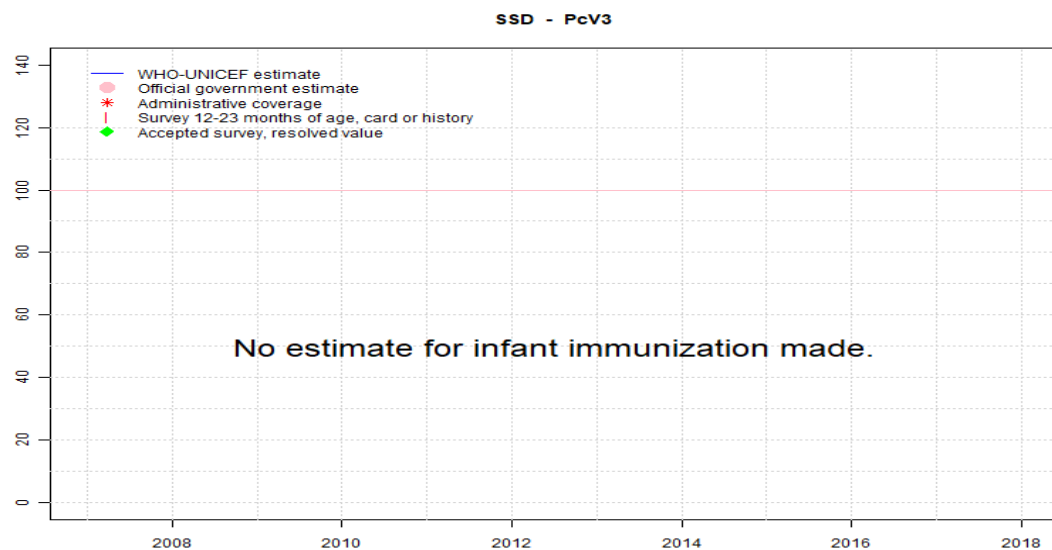
	2007	2008	2009	2010	2011	2012	2013	2014	2015	2016	2017	2018
Estimate	NA	NA	NA	NA	NA	NA	NA	NA	NA	NA	NA	NA
Estimate GoC	NA	NA	NA	NA	NA	NA	NA	NA	NA	NA	NA	NA
Official	NA	NA	NA	NA	NA	NA	NA	NA	NA	NA	NA	NA
Administrative	NA	NA	NA	NA	NA	NA	NA	NA	NA	NA	NA	NA
Survey	NA	NA	NA	NA	NA	NA	NA	NA	NA	NA	NA	NA

The WHO and UNICEF estimates of national immunization coverage (wuenic) are based on data and information that are of varying, and, in some instances, unknown quality. Beginning with the 2011 revision we describe the grade of confidence (GoC) we have in these estimates. As there is no underlying probability model upon which the estimates are based, we are unable to present classical measures of uncertainty, e.g., confidence intervals. Moreover, we have chosen not to make subjective estimates of plausibility/certainty ranges around the coverage. The GoC reflects the degree of empirical support upon which the estimates are based. It is not a judgment of the quality of data reported by national authorities.

- Estimate is supported by reported data [R+], coverage recalculated with an independent denominator from the World Population Prospects: 2017 revision from the UN Population Division (D+), and at least one supporting survey within 2 years [S+]. While well supported, the estimate still carries a risk of being wrong.
- Estimate is supported by at least one data source; [R+], [S+], or [D+]; and no data source, [R-], [D-], or [S-], challenges the estimate.
- There are no directly supporting data; or data from at least one source; [R-], [D-], [S-]; challenge the estimate.

In all cases these estimates should be used with caution and should be assessed in light of the objective for which they are being used.

South Sudan - PcV3



	2007	2008	2009	2010	2011	2012	2013	2014	2015	2016	2017	2018
Estimate	NA	NA	NA	NA	NA	NA	NA	NA	NA	NA	NA	NA
Estimate GoC	NA	NA	NA	NA	NA	NA	NA	NA	NA	NA	NA	NA
Official	NA	NA	NA	NA	NA	NA	NA	NA	NA	NA	NA	NA
Administrative	NA	NA	NA	NA	NA	NA	NA	NA	NA	NA	NA	NA
Survey	NA	NA	NA	NA	NA	NA	NA	NA	NA	NA	NA	NA

The WHO and UNICEF estimates of national immunization coverage (wuenic) are based on data and information that are of varying, and, in some instances, unknown quality. Beginning with the 2011 revision we describe the grade of confidence (GoC) we have in these estimates. As there is no underlying probability model upon which the estimates are based, we are unable to present classical measures of uncertainty, e.g., confidence intervals. Moreover, we have chosen not to make subjective estimates of plausibility/certainty ranges around the coverage. The GoC reflects the degree of empirical support upon which the estimates are based. It is not a judgment of the quality of data reported by national authorities.

- Estimate is supported by reported data [R+], coverage recalculated with an independent denominator from the World Population Prospects: 2017 revision from the UN Population Division (D+), and at least one supporting survey within 2 years [S+]. While well supported, the estimate still carries a risk of being wrong.
- Estimate is supported by at least one data source; [R+], [S+], or [D+]; and no data source, [R-], [D-], or [S-], challenges the estimate.
- There are no directly supporting data; or data from at least one source; [R-], [D-], [S-]; challenge the estimate.

In all cases these estimates should be used with caution and should be assessed in light of the objective for which they are being used.

South Sudan - survey details

2016 South Sudan EPI Coverage Survey 2017

Vaccine	Confirmation method	Coverage	Age cohort	Sample	Cards seen
BCG	Card or History	52.2	12-23 m	3194	24
DTP1	Card or History	51.1	12-23 m	3194	24
DTP3	Card or History	49.3	12-23 m	3194	24
HepB1	Card or History	51.1	12-23 m	3194	24
HepB3	Card or History	49.3	12-23 m	3194	24
Hib1	Card or History	51.1	12-23 m	3194	24
Hib3	Card or History	49.3	12-23 m	3194	24
IPV1	Card or History	38.7	12-23 m	3194	24
MCV1	Card or History	48.7	12-23 m	3194	24
Pol1	Card or History	52.5	12-23 m	3194	24
Pol3	Card or History	49.9	12-23 m	3194	24

2011 Republic of South Sudan EPI Coverage Survey 2011-2012

Vaccine	Confirmation method	Coverage	Age cohort	Sample	Cards seen
BCG	C or H <12 months	71	12-23 m	2246	50
BCG	Card	29.9	12-23 m	-	50
BCG	Card or History	75.4	12-23 m	2246	50
DTP1	C or H <12 months	73	12-23 m	2246	50
DTP1	Card	31.4	12-23 m	-	50
DTP1	Card or History	79.1	12-23 m	2246	50
DTP3	C or H <12 months	45.7	12-23 m	2246	50
DTP3	Card	24.3	12-23 m	-	50
DTP3	Card or History	55.4	12-23 m	2246	50
MCV1	C or H <12 months	45.8	12-23 m	2246	50
MCV1	Card	22.9	12-23 m	-	50
MCV1	Card or History	62.4	12-23 m	2246	50
Pol1	C or H <12 months	73.1	12-23 m	2246	50
Pol1	Card	29.3	12-23 m	-	50
Pol1	Card or History	79.7	12-23 m	2246	50
Pol3	C or H <12 months	46	12-23 m	2246	50
Pol3	Card	24.4	12-23 m	-	50
Pol3	Card or History	58.5	12-23 m	2246	50

2009 The Republic of South Sudan: The Sudan Household Health Survey 2010

Vaccine	Confirmation method	Coverage	Age cohort	Sample	Cards seen
BCG	Card or History	34.4	12-23 m	1704	10
DTP1	Card or History	28.1	12-23 m	1704	10
DTP3	Card or History	15.1	12-23 m	1704	10
MCV1	Card or History	26.3	12-23 m	1704	10
Pol1	Card or History	36.4	12-23 m	1704	10
Pol3	Card or History	14.8	12-23 m	1704	10

2009 South Sudan Household Health Survey 2010 (SHHS 2)

South Sudan - survey details

Further information and estimates for previous years are available at:

<http://www.data.unicef.org/child-health/immunization>

http://www.who.int/immunization/monitoring_surveillance/routine/coverage/en/index4.html