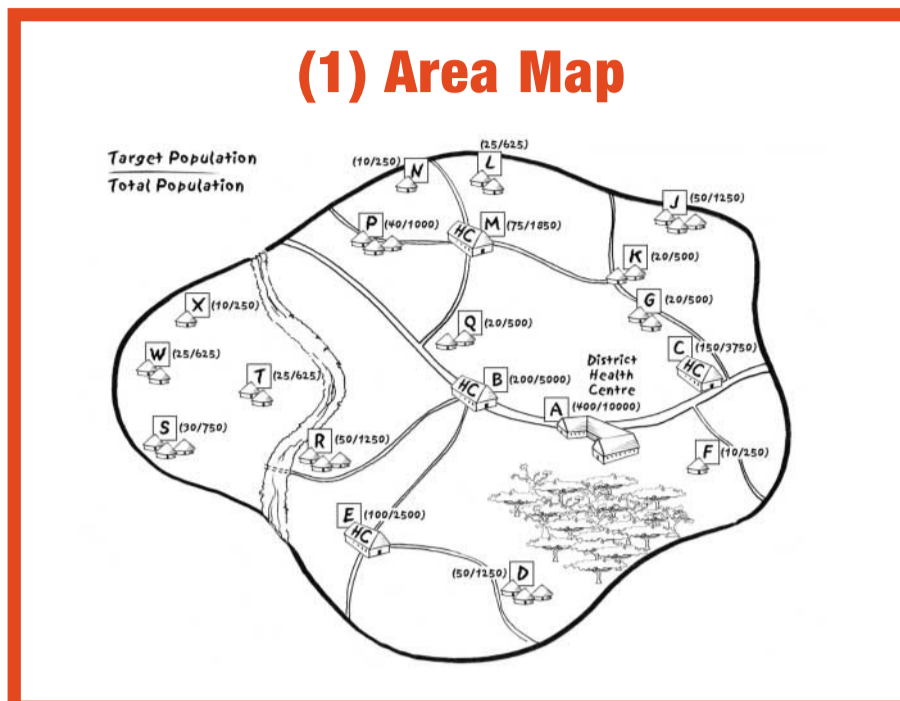


Put these R.E.D tools into action

(1) Area Map



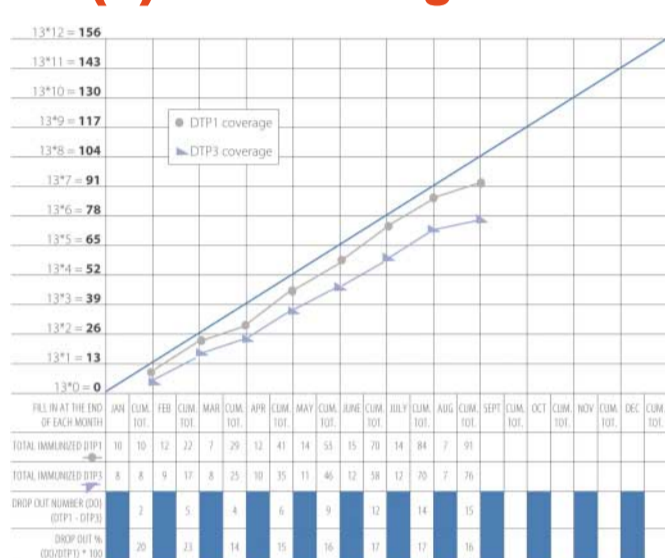
(2) Session Plan

Village /town	Total popn	Target popn	Session type	Injections per year	Injections per month	Sessions per month
M	1875	75	HC	525	44	1
K	500	20	outreach	140	12	1
L	625	25	outreach	175	15	1
P&N*	1000+250	40+10	outreach from M	280+70	23+6	1

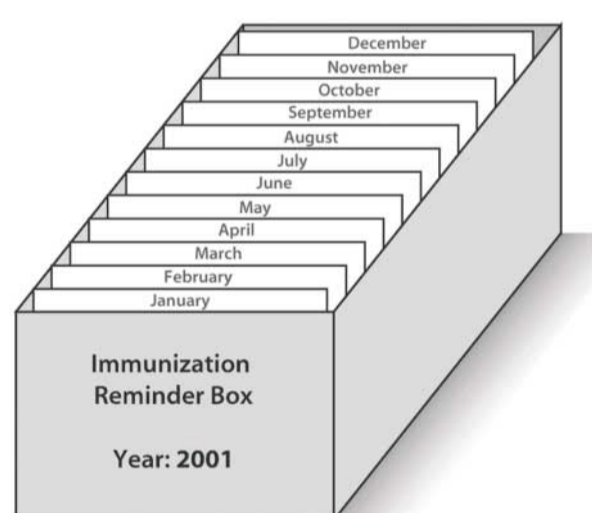
Go for 100% coverage



(6) Monitoring Chart



(5) Drop-outs Tracking System



(4) Stock Record



(3) Work Plan

Month: January Year: 2004

Monday	Tuesday	Wednesday	Thursday	Friday	Saturday	Sunday
		1 Final Supervisory visit	2	3	4	5
6	7	8 Community meeting	9	10	11	12
13	14	15 Outreach at K	16	17	18	19
20	21 Outreach at L Supervisory visit	22	23	24	25	26
27	28 Outreach at P Supervisory visit	29	30	31 Check for defaults		

