



# Countdown to 2015

Maternal, Newborn & Child Survival

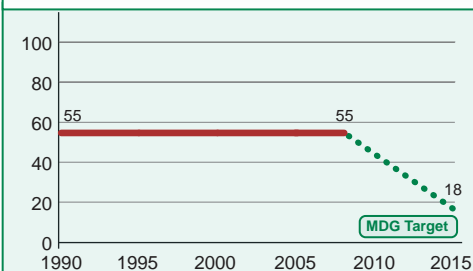
# Korea, Democratic People's Republic of

## DEMOGRAPHICS

|  |               |
|--|---------------|
| Total population (000)                             | 23,819 (2008) |
| Total under-five population (000)                  | 1,575 (2008)  |
| Births (000)                                       | 327 (2008)    |
| Birth registration (%)                             | 99 (2000)     |
| Under-five mortality rate (per 1000 live births)   | 55 (2008)     |
| Infant mortality rate (per 1000 live births)       | 42 (2008)     |
| Neonatal mortality rate (per 1000 live births)     | 29 (2008)     |
| Total under-five deaths (000)                      | 18 (2008)     |
| Maternal mortality ratio (per 100,000 live births) | 370 (2005)    |
| Lifetime risk of maternal death (1 in N)           | 140 (2005)    |
| Total maternal deaths                              | 1,300 (2005)  |

### Under-five mortality rate

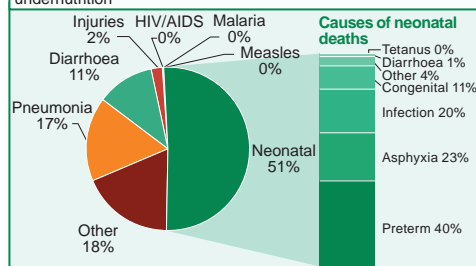
Deaths per 1000 live births



Source: IGME 2009

### Causes of under-five deaths, 2008

Globally more than one third of child deaths are attributable to undernutrition



Source: WHO/CHERG 2010

Source: WHO/CHERG 2010

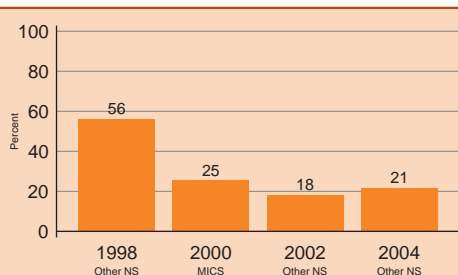
## INTERVENTION COVERAGE FOR MOTHERS, NEWBORNS AND CHILDREN

### NUTRITION

|  |           |  |           |
|--|-----------|--|-----------|
| Stunting prevalence (moderate and severe, %) | 45 (2004) | Complementary feeding rate (6-9 months, %) | 31 (2004) |
| Wasting prevalence (moderate and severe, %)  | 9 (2004)  | Low birthweight incidence (%)              | 7 (2002)  |

#### Underweight prevalence

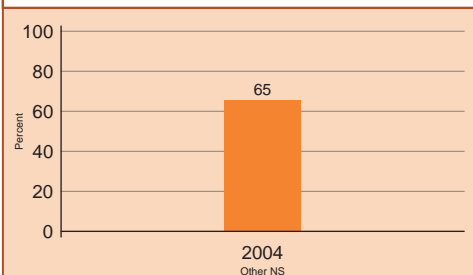
Percent children < 5 years underweight for age\*



\*Based on 2006 WHO reference population

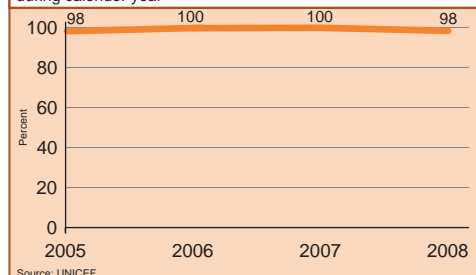
#### Exclusive breastfeeding

Percent infants < 6 months exclusively breastfed



#### Vitamin A supplementation

Percent children 6-59 months receiving two doses of vitamin A during calendar year

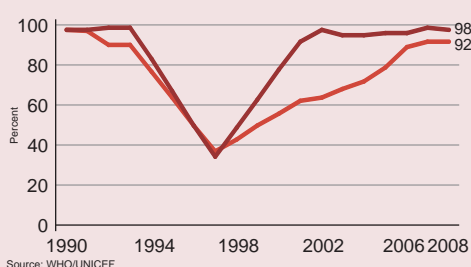


Source: UNICEF

## CHILD HEALTH

### Immunization

■ Percent of children immunised against measles  
 ■ Percent of children immunised with 3 doses DPT  
 ■ Percent of children immunised with 3 doses Hib



Source: WHO/UNICEF

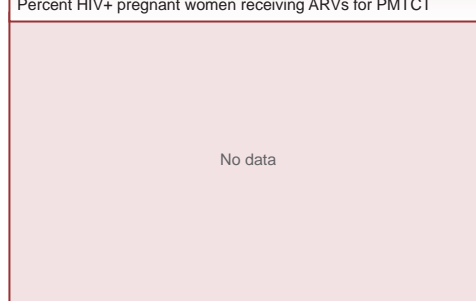
### Malaria prevention

Percent children < 5 years sleeping under ITNs\*



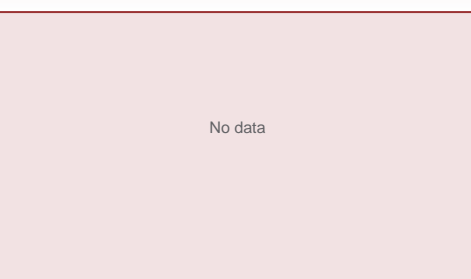
### Prevention of mother to child transmission of HIV

Percent HIV+ pregnant women receiving ARVs for PMTCT



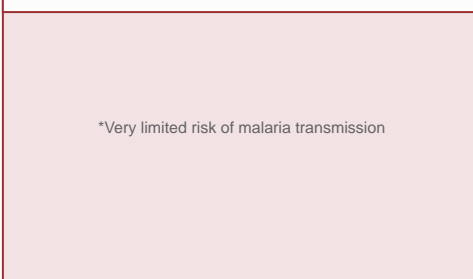
### Diarrhoeal disease treatment

Percent children < 5 years with diarrhoea receiving oral rehydration therapy or increased fluids, with continued feeding



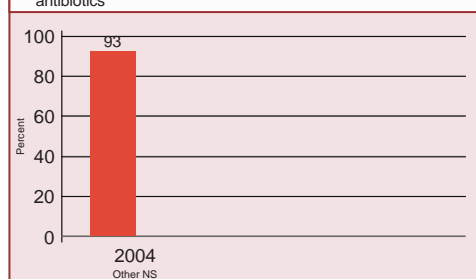
### Malaria treatment

Percent febrile children < 5 years using antimalarials\*



### Pneumonia treatment

■ Percent children < 5 years with suspected pneumonia taken to appropriate health provider  
 ■ Percent children < 5 years with suspected pneumonia receiving antibiotics



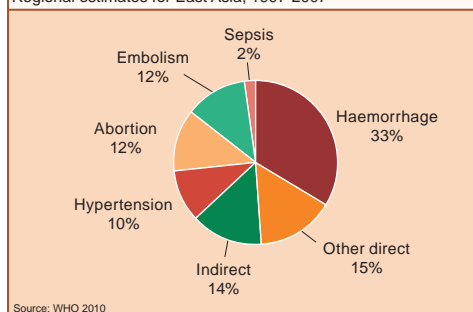
## MATERNAL AND NEWBORN HEALTH

|   |               |
|---|---------------|
| Adolescent birth rate (births per 1,000 women)  | 0 (1994)      |
| Unmet need for family planning (%)  | ---           |
| Antenatal visits for woman (4 or more visits, %)  | ---           |
| Intermittent preventive treatment for malaria (%)   | NA*           |
| C-section rate (total, urban, rural; %)<br>(Minimum target is 5% and maximum target is 15%) | ---, ---, --- |
| Early initiation of breastfeeding (within 1 hr of birth, %)                                 | ---           |
| Postnatal visit for baby (within 2 days for home births, %)                                 | ---           |

\* Not applicable

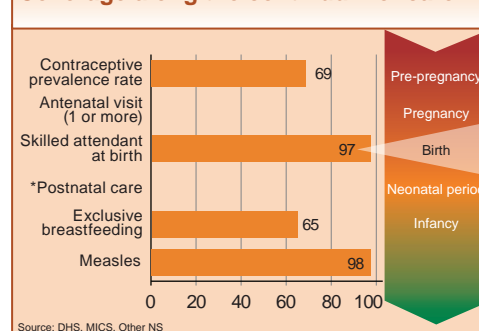
### Causes of maternal deaths

Regional estimates for East Asia, 1997-2007



Source: WHO 2010

### Coverage along the continuum of care



Source: DHS, MICS, Other NS

\* See Annex for indicator definition

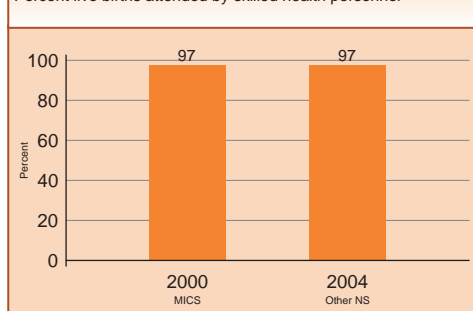
### Antenatal care

Percent women aged 15-49 years attended at least once by a skilled health provider during pregnancy

No data

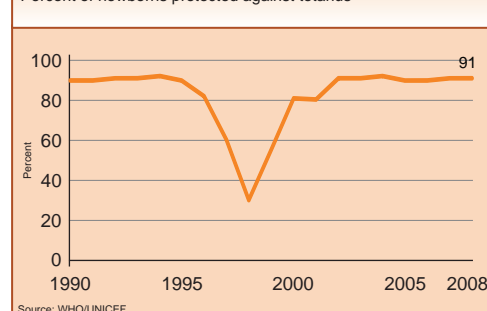
### Skilled attendant at delivery

Percent live births attended by skilled health personnel



### Neonatal tetanus protection

Percent of newborns protected against tetanus

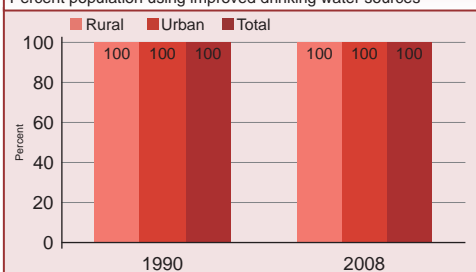


Source: WHO/UNICEF

## WATER AND SANITATION

### Water

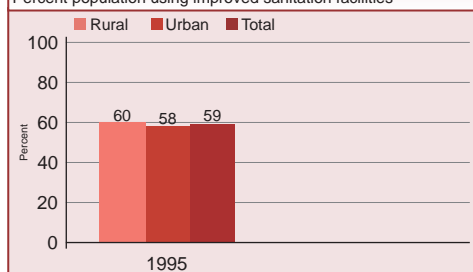
Percent population using improved drinking water sources



Source: WHO/UNICEF JMP, 2010

### Sanitation

Percent population using improved sanitation facilities



Source: WHO/UNICEF JMP, 2010

## EQUITY

### Coverage gap by wealth quintile

Average of eight key indicators

No data

## POLICIES

|  |         |
|--|---------|
| International Code of Marketing of Breastmilk Substitutes                      | No      |
| New ORS formula and zinc for management of diarrhoea                           | Yes     |
| Community treatment of pneumonia with antibiotics                              | Yes     |
| IMCI adapted to cover newborns 0-1 week of age                                 | Yes     |
| Costed implementation plan(s) for maternal, newborn and child health available | Partial |
| Midwives be authorised to administer a core set of life saving interventions   | Partial |
| Maternity protection in accordance with ILO Convention 183                     | No      |
| Specific notification of maternal deaths                                       | Partial |

## SYSTEMS

### Financial Flows and Human Resources

|   |             |
|---|-------------|
| Per capita total expenditure on health (US\$)   | ---         |
| General government expenditure on health as % of total government expenditure (%)     | ---         |
| Out-of-pocket expenditure as % of total expenditure on health (%)                     | ---         |
| Density of health workers (per 10,000 population)                                     | 74.1 (2003) |
| Official Development Assistance to child health per child (US\$)                      | 3 (2007)    |
| Official Development Assistance to maternal and neonatal health per live birth (US\$) | 9 (2007)    |
| National availability of Emergency Obstetric Care services (% of recommended minimum) | ---         |

Korea, Democratic People's Republic of